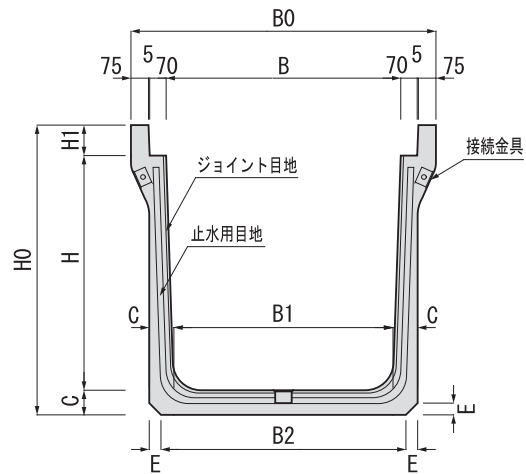
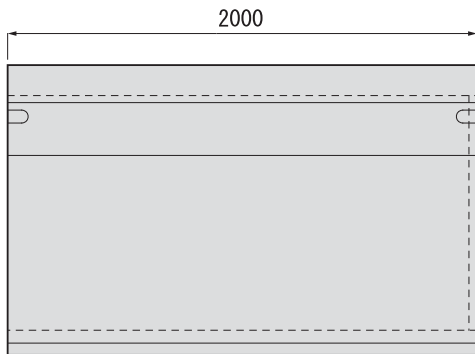
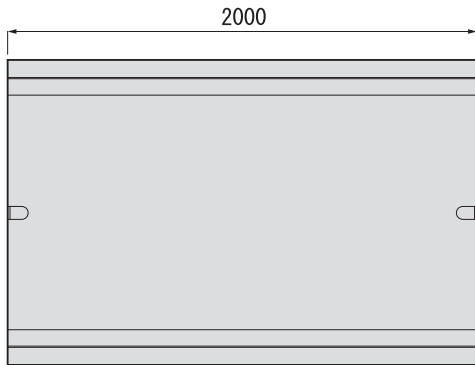
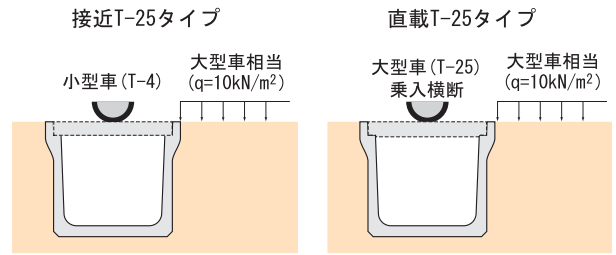


BIG-U水路

■設計条件：接近T-25・直載T-25

道路の雨水排水溝の流末水路や都市下水路、用水路として使用する落蓋式大型三面水路です。

接近時の荷重は何れも大型車を想定しておりますが、直載荷重として小型車までの荷重を想定した接近T-25タイプと、大型車の乗入横断も可能な直載T-25の2種類をご用意しております。



単位 (mm)

| 呼び名 水路幅×水路高 | 寸法 | | | | | | | | | 参考重量 (kg) | |
|----------------|------|------|------|------|------|------|-----|-----|----|-----------|------|
| | B | H | B0 | B1 | B2 | H0 | H1 | C | E | 接近 | 乗入横断 |
| 600×800 | 600 | 800 | 900 | 536 | 630 | 1007 | 115 | 92 | 45 | 1114 | 1126 |
| 700×800 | 700 | | 1000 | 636 | 730 | | | | | 1158 | 1171 |
| 800×800 | 800 | | 1100 | 736 | 830 | | | | | 1202 | 1216 |
| 900×800 | 900 | | 1200 | 836 | 930 | | | | | 1245 | 1271 |
| 1000×800 | 1000 | | 1300 | 936 | 1030 | | | | | 1289 | 1316 |
| 1100×800 | 1100 | | 1400 | 1036 | 1130 | | | | | 1336 | 1367 |
| 1200×800 | 1200 | | 1500 | 1136 | 1230 | | | | | 1379 | 1413 |
| 1300×800 | 1300 | | 1600 | 1236 | 1330 | | | | | 1428 | 1470 |
| 1400×800 | 1400 | | 1700 | 1336 | 1430 | | | | | 1472 | 1516 |
| 1500×800 | 1500 | | 1800 | 1436 | 1530 | | | | | 1516 | 1562 |
| 600×900 | 600 | 900 | 900 | 528 | 630 | 1111 | 115 | 96 | 45 | 1218 | 1230 |
| 700×900 | 700 | | 1000 | 628 | 730 | | | | | 1263 | 1276 |
| 800×900 | 800 | | 1100 | 728 | 830 | | | | | 1308 | 1323 |
| 900×900 | 900 | | 1200 | 828 | 930 | | | | | 1354 | 1380 |
| 1000×900 | 1000 | | 1300 | 928 | 1030 | | | | | 1399 | 1427 |
| 1100×900 | 1100 | | 1400 | 1028 | 1130 | | | | | 1448 | 1481 |
| 1200×900 | 1200 | | 1500 | 1128 | 1230 | | | | | 1494 | 1528 |
| 1300×900 | 1300 | | 1600 | 1228 | 1330 | | | | | 1545 | 1588 |
| 1400×900 | 1400 | | 1700 | 1328 | 1430 | | | | | 1590 | 1636 |
| 1500×900 | 1500 | | 1800 | 1428 | 1530 | | | | | 1646 | 1683 |
| 600×1000 | 600 | 1000 | 900 | 520 | 630 | 1235 | 130 | 105 | 50 | 1398 | 1407 |
| 700×1000 | 700 | | 1000 | 620 | 730 | | | | | 1447 | 1457 |
| 800×1000 | 800 | | 1100 | 720 | 830 | | | | | 1497 | 1508 |
| 900×1000 | 900 | | 1200 | 820 | 930 | | | | | 1547 | 1566 |
| 1000×1000 | 1000 | | 1300 | 920 | 1030 | | | | | 1597 | 1617 |
| 1100×1000 | 1100 | | 1400 | 1020 | 1130 | | | | | 1652 | 1673 |

B I G - U 水路

単位 (mm)

| 呼び名 水路幅×水路高 | 寸 法 | | | | | | | | | 参考重量 (kg) | |
|----------------|------|------|------|------|------|------|------|-----|----|-----------|------|
| | B | H | B0 | B1 | B2 | H0 | H1 | C | E | 接近 | 乗入横断 |
| 1200×1000 | 1200 | 1000 | 1500 | 1120 | 1230 | 1235 | 130 | 105 | 50 | 1701 | 1724 |
| 1300×1000 | 1300 | | 1600 | 1220 | 1330 | | | | | 1751 | 1788 |
| 1400×1000 | 1400 | | 1700 | 1320 | 1430 | | | | | 1801 | 1840 |
| 1500×1000 | 1500 | | 1800 | 1420 | 1530 | | | | | 1861 | 1892 |
| 1600×1000 | 1600 | | 1900 | 1520 | 1630 | | | | | 1911 | - |
| 1700×1000 | 1700 | | 2000 | 1620 | 1730 | | | | | 1965 | - |
| 1800×1000 | 1800 | | 2100 | 1720 | 1830 | | | | | 2016 | - |
| 1900×1000 | 1900 | | 2200 | 1820 | 1930 | | | | | 2099 | - |
| 2000×1000 | 2000 | | 2300 | 1920 | 2030 | | | | | 2149 | - |
| 600×1200 | 600 | | 1200 | 900 | 504 | | | | | 644 | 1450 |
| 700×1200 | 700 | 1000 | | 604 | 744 | 1797 | 1799 | | | | |
| 800×1200 | 800 | 1100 | | 704 | 844 | 1855 | 1857 | | | | |
| 900×1200 | 900 | 1200 | | 804 | 944 | 1911 | 1922 | | | | |
| 1000×1200 | 1000 | 1300 | | 904 | 1044 | 1968 | 1980 | | | | |
| 1100×1200 | 1100 | 1400 | | 1004 | 1144 | 2025 | 2043 | | | | |
| 1200×1200 | 1200 | 1500 | | 1104 | 1244 | 2082 | 2102 | | | | |
| 1300×1200 | 1300 | 1600 | | 1204 | 1344 | 2139 | 2168 | | | | |
| 1400×1200 | 1400 | 1700 | | 1304 | 1444 | 2196 | 2226 | | | | |
| 1500×1200 | 1500 | 1800 | | 1404 | 1544 | 2253 | 2284 | | | | |
| 1600×1200 | 1600 | 1900 | | 1504 | 1644 | 2316 | - | | | | |
| 1700×1200 | 1700 | 2000 | | 1604 | 1744 | 2373 | - | | | | |
| 1800×1200 | 1800 | 2100 | | 1704 | 1844 | 2430 | - | | | | |
| 1900×1200 | 1900 | 2200 | | 1804 | 1944 | 2492 | - | | | | |
| 2000×1200 | 2000 | 2300 | 1904 | 2044 | 2557 | - | | | | | |
| 600×1500 | 600 | 1500 | 900 | 480 | 680 | 1780 | 130 | 150 | 50 | 2464 | 2481 |
| 700×1500 | 700 | | 1000 | 580 | 780 | | | | | 2536 | 2554 |
| 800×1500 | 800 | | 1100 | 680 | 880 | | | | | 2607 | 2626 |
| 900×1500 | 900 | | 1200 | 780 | 980 | | | | | 2679 | 2698 |
| 1000×1500 | 1000 | | 1300 | 880 | 1080 | | | | | 2751 | 2770 |
| 1100×1500 | 1100 | | 1400 | 980 | 1180 | | | | | 2822 | 2852 |
| 1200×1500 | 1200 | | 1500 | 1080 | 1280 | | | | | 2893 | 2925 |
| 1300×1500 | 1300 | | 1600 | 1180 | 1380 | | | | | 2965 | 2997 |
| 1400×1500 | 1400 | | 1700 | 1280 | 1480 | | | | | 3037 | 3069 |
| 1500×1500 | 1500 | | 1800 | 1380 | 1580 | | | | | 3108 | 3141 |
| 1600×1500 | 1600 | | 1900 | 1480 | 1680 | | | | | 3182 | 3234 |
| 1700×1500 | 1700 | | 2000 | 1580 | 1780 | | | | | 3253 | 3307 |
| 1800×1500 | 1800 | | 2100 | 1680 | 1880 | | | | | 3325 | 3427 |
| 1900×1500 | 1900 | | 2200 | 1780 | 1980 | | | | | 3397 | 3501 |
| 2000×1500 | 2000 | 2300 | 1880 | 2080 | 3469 | 3575 | | | | | |
| 900×1800 | 900 | 1800 | 1200 | 756 | 1016 | 2110 | 130 | 180 | 50 | 3612 | 3630 |
| 1000×1800 | 1000 | | 1300 | 856 | 1116 | | | | | 3697 | 3717 |
| 1100×1800 | 1100 | | 1400 | 956 | 1216 | | | | | 3783 | 3820 |
| 1200×1800 | 1200 | | 1500 | 1056 | 1316 | | | | | 3870 | 3906 |
| 1300×1800 | 1300 | | 1600 | 1156 | 1416 | | | | | 3955 | 3993 |
| 1400×1800 | 1400 | | 1700 | 1256 | 1516 | | | | | 4042 | 4079 |
| 1500×1800 | 1500 | | 1800 | 1356 | 1616 | | | | | 4128 | 4167 |
| 1600×1800 | 1600 | | 1900 | 1456 | 1716 | | | | | 4218 | 4270 |
| 1700×1800 | 1700 | | 2000 | 1556 | 1816 | | | | | 4305 | 4357 |
| 1800×1800 | 1800 | | 2100 | 1656 | 1916 | | | | | 4391 | 4446 |
| 1900×1800 | 1900 | | 2200 | 1756 | 2016 | | | | | 4478 | 4549 |
| 2000×1800 | 2000 | 2300 | 1856 | 2116 | 4563 | 4637 | | | | | |
| 900×2000 | 900 | 2000 | 1200 | 740 | 1040 | 2330 | 130 | 200 | 50 | 4296 | 4315 |
| 1000×2000 | 1000 | | 1300 | 840 | 1140 | | | | | 4391 | 4411 |
| 1100×2000 | 1100 | | 1400 | 940 | 1240 | | | | | 4499 | 4524 |
| 1200×2000 | 1200 | | 1500 | 1040 | 1340 | | | | | 4595 | 4620 |
| 1300×2000 | 1300 | | 1600 | 1140 | 1440 | | | | | 4690 | 4717 |
| 1400×2000 | 1400 | | 1700 | 1240 | 1540 | | | | | 4787 | 4812 |
| 1500×2000 | 1500 | | 1800 | 1340 | 1640 | | | | | 4882 | 4908 |
| 1600×2000 | 1600 | | 1900 | 1440 | 1740 | | | | | 4979 | 5022 |
| 1700×2000 | 1700 | | 2000 | 1540 | 1840 | | | | | 5076 | 5118 |
| 1800×2000 | 1800 | | 2100 | 1640 | 1940 | | | | | 5171 | 5216 |
| 1900×2000 | 1900 | | 2200 | 1740 | 2040 | | | | | 5267 | 5329 |
| 2000×2000 | 2000 | 2300 | 1840 | 2140 | 5362 | 5427 | | | | | |

※配筋により、T-25接近用とT-25乗入横断用があります。